

Seventh Grade Science

Mrs. Pusateri's Classroom

Welcome to an exciting year in Science! This year's curriculum will concentrate on the Next Generation Science Standards implemented this year in 7th grade. A concentration of Life, Physical, and Earth Science will be explored this year. My goal is to enhance and develop the science topics presented in previous grades by reviewing, then presenting new material, utilizing critical thinking skills and introducing some of the new science principles.

Lets work together to help develop our students, your child's:

- Concept Understanding
- Reasoning and problem solving
- Visual Thinking
- Ability to Invent Procedures and Make Generalizations
- Openness to New Ideas and Varied Approaches
- Inquiry Learning of Scientific Practices and Essential Questions
- Self-esteem and Self Confidence

Textbook: IQWST Portal- All students will have a pdf version which can be copied to serve as a hardcopy. In addition to that, each student will have an individual ONLINE account on the IQWST Active Learning IDE portal. Note: The book is NOT used for the STEM unit in the first part of the First Trimester.

Paperless Classroom: Most assignments, activity sheets, labs, and homework will be posted on my Edmodo page or through the IQWST portal. Please encourage your child to check Edmodo nightly. Parents may also sign up for an Edmodo account to receive any post given to your child and are encouraged to do so. There are also options for the students to receive text messages, alerts, and news from Edmodo.

Preparing for Tests: An optional **study guide** will be given to the students one week prior to each test and it is up to the students to complete it using their notes and textbook. The students may ask me specific questions but the answer will not be gone over in class. **If the student does NOT complete** the study guide and wants to retake the test, they will **NOT be allowed to retake** the test. **Next, we will play a review game, Kahoot, the day before the test.** The questions used in the game will for the most part consist of the actual test questions. **There is NO retake on a quiz. Lastly,** all or part of assessments (test or quiz) will be given on Edmodo.

Grading: Point Scale (not weighted) Categories: Project, Quiz, Tests, Classwork (labs and activities) and Homework (generally NOT graded but will recorded for completion points that do NOT factor into a students grade. However, missing assignments CAN include homework.

Trimester I

STEM (Science, Technology, Engineering, Math) Review and apply the scientific method by designing an experiment.

Energy -Discover and investigate different types of energy through readings hands on activities. (IQWST Unit- Why do Some Things Stop While Other Keep Going?)

Trimester II

Basic Cell Parts, Functions, and Body System

Identify through drawings and hands on labs microscopic parts of the cell and micro-organisms. Cell functions including active and passive transport and mitosis (cell growth) IQWST unit- What's Going On Inside Me?

Trimester III

Genetics Basic genetics including the study of traits and how they are passed down through meiosis. IQWST unit- Why do Organisms Look the Way They Do?

Solar and Lunar Eclipse Identify the phases of the moon, causes of an eclipse, and develop a scale model of the solar system. IQWST unit (partial) Can I Believe My Eyes?

From the Teacher:

My philosophy of teaching is to use technology for notes which are NOT taken in my class but are posted on Edmodo so we can develop the scientific practices of inquiry by participating in hands-on activities. I will also use demonstrations to expand each student's curiosity to make learning science as enjoyable as possible. Teaching 21st Century Skills of problem solving, evaluating, collaborating, creating, and global awareness is a new and exciting change of thinking in the education world, and one that places students in control of their own quest for knowledge. It is my pleasure to enhance my lessons with as many NGSS challenges as possible.

Projects:

1st Trimester

- 7th Grade STEM Project/ Expect the grade in the 1st and 2nd trimester.
- Types of Energy Demonstration Video Group Project

2nd Trimester

- Cell Analogy
- Prezi (computer) Mitosis

3rd Trimester

- Pedigree Project
- Scale diagram or model of Solar or Lunar Eclipse

Classroom Expectations and Supplies: Students will need what I refer to as basic supplies everyday one of them being their computer, a folder for handouts, a black or blue pen, a pencil for any hand written lab results, and a **set of colored pencils.**

I will expect that the students will arrive to class on time and be seated when the bell rings. They should also have basic supplies and will not be allowed to go back to their lockers, as this takes up precious class time.

Homework Policy: My homework policy concurs with the policy written in the Oak Grove Student Handbook. Every student should complete their homework as it is important practice for assessments and may periodically be graded.

Mrs. Lynn Pusateri
367-4120 Ext. 2207
pusateri@ogschool.org

August 24, 2016

Dear Students and Parents:

Welcome to 7th Grade Social Studies! I hope you have had an enjoyable summer and you are ready for another great year at Oak Grove. I would like to give you an overview of the curriculum, requirements, and grading system, as well as some other helpful information. We will begin the year with the study of the history behind the United States Constitution, leading up to the U.S. Constitution Test. After this test, we will study early American History from the Revolutionary War through the Civil War.

Homework: All homework will be posted through Edmodo. We will set up a Social Studies group in class together and use this tool throughout the year for homework and class assignments. When visiting the 7th Grade Team Page (7thgradeteam.weebly.com), or the Junior High Homework Blog, it will have a link to Edmodo to view the homework assignments. I will not assign **written** homework every night. This does not mean that there will be no homework. It is each student's responsibility to complete any readings that have been assigned as well as determine how much studying is necessary each night. Students will need to take accurate notes and study them on a nightly basis in order to be prepared for the test.

Grading: There are 4 areas per trimester that will affect your grade; book conferences, participation, current events and tests/quizzes. If you choose to do a book conference each one of these areas will count as 25% of your grade. If you do not do a book conference during a particular trimester, participation will count for 33%, current events will count for 33% and tests will count as 34% of your grade. Students will also be responsible for maintaining a record of their student work in a classroom portfolio throughout the year. Setting personal goals and working to grow and progress towards those goals will also be a priority in 7th grade Social Studies.

Book Conferences: Book Conferences are an optional way for the students to positively affect their grades each trimester. Each trimester every student is requested to read a trade book of his/her choosing that pertains to the period of history we will be studying. These books will be shared and discussed in a peer conference and or teacher/student conference. You may choose not to do a conference for some trimesters, but it is important that you understand that by doing a book conference you have the opportunity

of pulling up your grade. I must approve the book before you begin reading and there is a deadline for the completion of the book conference before the end of each trimester. I have many books you may check out, Cook Memorial Library has books that are catalogued according to periods of time and our own library has a large supply of appropriate books as well. **You must complete one book conference during the 2016-2016 school year.**

Participation: Participation is an essential part of Social Studies. Being on top of nightly notes and reading assignments will contribute heavily to your participation grade. I will require students to increase participation each quarter. Participation also involves having the appropriate materials for class. Have a social studies notebook, pen/pencil, and textbook are necessary in order to participate effectively in the classroom.

Current Events: Current Events is another area, which contributes to your overall grade and is a daily activity. Students should begin developing newsgathering and processing habits. These might include watching, listening, and or reading news-related items. Using tools such as an almanac and atlas as an insight into current events will be required as well. Our study of current events will increase progressively throughout the school year. Students will ultimately be taking Newstests on current events but this will be after much preparation and practice during the school year.

Study Guide: I will give the students a study guide at least a week prior to each Unit test. I will post these study guides to the homework blog as well. The study guide will give the students an outline of the information that will be on the test and it will then be the students' responsibility to gather information and use this tool to study. As the year progresses, I will expect the students to take more of the responsibility in preparing the study guide

Please feel free to contact me if you have any questions of concerns.

Phone: 847-367-4120 x2206

Email: yarc@ogschool.org

Sincerely,

Katie Yarc

7th Grade Curriculum

Text: America: A History of Our Nation by Prentice Hall

Text: We the People by The Center for Civic Education

Text: Our Federal and State Constitutions by Alex J. Schmidt

First and part of Second Trimester:

We will begin 1st trimester with background information dealing with the formation of our country, specifically the Articles of the Confederation and the U.S. Constitution. The text We the People will be used throughout this unit of study. Student will be required to pass a test on the United States Constitution and this will be given during the beginning of the 2nd trimester. We will use the workbook Our Federal and State Constitutions to prepare for the Constitution test. We will also devote time each week to study current events.

Second Trimester:

Unit III – A New Republic

Chapter 10 – A Changing Nation

Unit IV – The Nation Expands and Changes

Chapter 11 – The North and South Take Different Paths

Third Trimester:

Chapter 12 – An Age of Reform

Chapter 13 – Westward Expansion

Chapter 14 – The Nation Divided

Note: This is a tentative outline of the 7th Grade curriculum. The rate of progress is dependent on the class and their prior knowledge. Also, if there is any area of interest we will take time to look at the area.

Book Conference Topics:

Trimester 1:

U.S. History from Colonization up until the American Revolution

Trimester 2:

U.S. History from the start of the American Revolution up until the Civil War

Trimester 3:

U.S. History from the Civil War until Reconstruction

If you have a question about these time periods, or an appropriate book for a book conference, please see me at study hall so we can discuss it further.

MRS. YARC

2016-2017

AUGUST 25, 2016

7th Grade Social Studies Cheat Sheet

How to Reach Me

email: yarc@ogschool.org
phone: 847-367-4120 ext. 2206
website: www.katieyarc.weebly.com




Homework
Check Edmodo for weekly and nightly homework

KEEP CALM
AND
GET GOOD GRADES

Book Conferences
You must complete at least ONE book conference during the school year. You may complete ONE book conference per trimester.

Turn in late homework for partial credit!

Grades



Book Conferences are a way for you to help your grade each trimester.

You can choose a book that fits into the time period we are studying (check with me to approve the book if you are not sure).

Read the book on your schedule.

Ask me for a book conference before the due date.

Meet with me at study hall, before school or after school to complete

✱ If you don't complete a book conference your grade will look like this.



Be in your seat when the bells ring



Stay in your seat until the bells ring

1

1ST TRIMESTER

U.S. History from Colonization up until the American Revolution

Due: October 28th

2

2ND TRIMESTER

U.S. History from the American Revolution up until the Civil War

Due: February 10th

3

3RD TRIMESTER

U.S. History from the Civil War up until Reconstruction

Due: May 19th

✱ If you complete a book conference your grade will look like this.

CLASS MATERIALS

- Notebook
- Pen (blue or black) or Pencil
- Textbook
- Highlighter
- Correcting pen (A color that is not blue or black?)
- Computer
- Folder or pocket in your spolder

IMPLIED HOMEWORK

Just because you have no have
no written homework does not
mean you have no homework!
Review your notes on a nightly
basis!

CURRENT EVENTS

Almanac
Worksheets

Election
Day Project

Newstest
(starting in
November)

EXTRA! EXTRA!
READ ALL ABOUT IT
OMG!

Study Guide

- ✓ A study guide outline will be given at least ONE week before every test
- ✓ Students will create their own study guides based on the outline
- ✓ Students will become more independent with study guides as the year progresses

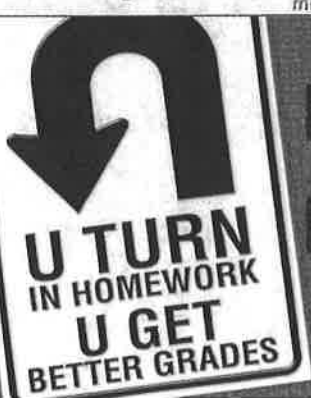
Participation

- Raise your Hand
- Do you Homework
- Bring your materials to class
- Contribute to group work

I WANT YOU

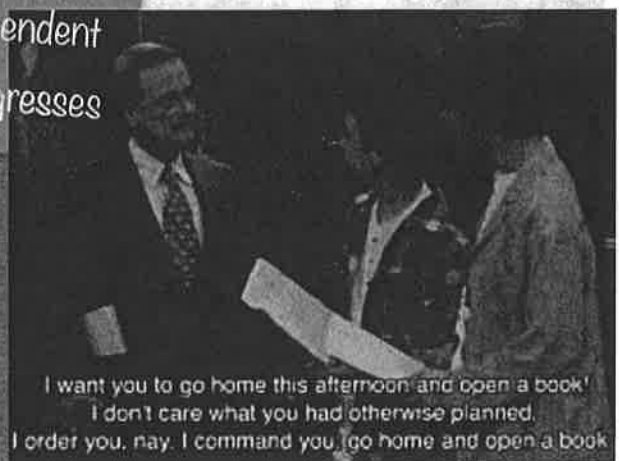


TO STUDY



▶ TURN IN YOUR WORK INTO THE BASKET

▶ KEEP YOUR PORTFOLIO UP TO DATE



I want you to go home this afternoon and open a book!
I don't care what you had otherwise planned.
I order you, nay, I command you, go home and open a book!

MRS. YARC

2016-2017

AUGUST 25, 2016

7th Grade Social Studies Cheat Sheet

How to Reach Me

email: yarc@ogschool.org
phone: 847-367-4120 ext. 2206
website: www.katieyarc.weebly.com

We the People



homework

Check Edmodo for weekly and nightly homework

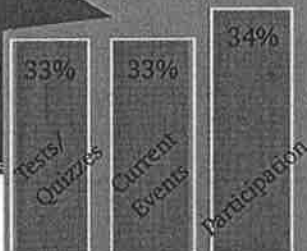
KEEP CALM AND GET GOOD GRADES

Book Conferences

You must complete at least ONE book conference during the school year. You may complete ONE book conference per trimester.

Turn in late homework for partial credit!


GRADES



Book Conferences are a way for you to help your grade each trimester.

- You can choose a book that fits into the time period we are studying (check with me to approve the book if you are not sure).
- Read the book on your schedule.
- Ask me for a book conference before the due date.
- Meet with me at study hall, before school or after school to complete

✱ If you don't complete a book conference your grade will look like this.



Be in your seat when the bells ring



Stay in your seat until the bells ring

1

1ST TRIMESTER

U.S. History from Colonization up until the American Revolution

Due: October 28th

2

2ND TRIMESTER

U.S. History from the American Revolution up until the Civil War

Due: February 10th

3

3RD TRIMESTER

U.S. History from the Civil War up until Reconstruction

Due: May 19th

✱ If you complete a book conference your grade will look like this.

August 2016

Students,

Welcome to 7th grade math! I am excited to begin a new school year with each one of you.

We will use the CPM textbooks and online resources, as well as other resources in class. You will be assigned a regular textbook along with instructions on how to set up an account for the ebook. You should also activate the ebook on your home computer.

We will have a busy year, and I expect that you will come to class prepared to do your best each day. **You will need the following supplies on a daily basis:**

- your computer to access the ebook, or your textbook
- your math binder with blank loose leaf paper and dividers
- a sharpened pencil with an eraser
- a pen or marker to be used for checking homework
- your completed homework
- your assignment notebook to record your homework as it is assigned

I have a classroom set of calculators for school use, however, you may bring your own (labeled) if you wish, just be sure that you have a calculator for use when working on your homework. (My calculators do not leave the classroom.)

You **do not** need a folder or a spiral notebook for math class. You will be expected to use your **math binder** in which you can insert loose leaf paper as needed, and any classroom handouts that we use. This way, your math materials can be organized in one place. **All work must be done in pencil!**

Your grade will be comprised of daily homework (completion credit of 2 points per assignment,) quizzes (usually approximately 10 points each), class activities (usually 25 to 30 points each), and Individual Tests (usually 50 to

80 points each). The final grade in the class will be the ratio of points earned to points available.

Extra Credit assignments are NOT given, however, occasionally, there may be a bonus question on a test or an extra class activity.

If you need extra assistance outside of class time, I am available during study hall, and mornings before school, Tuesday through Friday, beginning at 7:45 a.m. It is a good idea to email me the night before and let me know that you are planning on coming in before school. Always check in at the Junior High office when you enter the building for morning help.

Here is my contact information. Please share it with your parents. Email is generally the best way to get in touch with me, however, if you prefer to call, I have provided my phone number, too.

Barbara Banduch
7th grade math
banduch@ogschool.org
847-367-4120 X2204

Please keep this letter in your math binder for future reference.

Share it with your parents, too! :0)

MATH BINDER and HOMEWORK

Each student is required to keep a math binder. From time to time, it will be checked for completion and assigned a grade.

The following tabs should be created (in this order) with tabbed dividers:

- Classwork/Notes

- Vocabulary

- Homework

- Assessments (tests, quizzes, team activities)

You are expected to keep some blank lined paper in your binder for your daily classroom use.

Homework assignments are posted on the homework board in the classroom and on Edmodo. It is your responsibility, even when absent, to be aware of assignments and to complete them. In general, there is nightly homework.

Homework should be completed in pencil on lined paper. (Google docs, typed homework assignments, etc. are NOT accepted.) Each assignment should have a full and complete heading (first and last name, period number, date) in the upper right hand corner of the front of the paper. You may use the back side of the paper if needed, but the front side (holes to the left) should be used first; then, if needed, use the back side. You may print graph paper from the web as needed to complete homework. Math-Aids.com is

a good resource for graphs such that can be edited to fit your needs.

All math work must be done in **pencil**.

Work needs to be shown for all questions.

Checking should be done in pen or marker, not pencil.

Homework will be checked daily and handed in to be recorded.

Once it is returned to you, it should be placed in the homework section of your binder. Homework is handed in to the baskets near the closet in the classroom. Please be sure yours is placed in the appropriately labeled basket to ensure that you get proper credit for your efforts.

If you have questions on how to work a homework problem that you answered incorrectly or did not know how to do, please leave me a note in the "Parking Lot" and I will send you the solution with an explanation via Edmodo. Of course, you can always come in for extra help if you want to!

Learning Logs and vocabulary lists need to be kept for the ENTIRE school year. I recommend keeping tests and quizzes at least for the current trimester.

Otherwise, once your individual assessment for a particular chapter has been returned to you, the materials (except for Learning Logs and vocabulary lists) may be removed from your binder.

Because you have access to PowerSchool and your grades, you should check them periodically to keep informed of your standing

in the class and for accuracy. If you have proof of a mistake, simply show me and I will make the correction.

Questions? See me. :)

Tips for Foreign Language Learning

1. **Participate in class!** While you have the teacher there, practice saying the word, practice doing the grammatical point, and ask questions. This will help you more than you think!
2. **Do your homework!** This way you can practice, homework is always reviewed in class and the homework can serve as a kind-of self test.
*hint: use your vocab sheet and/or notes, don't guess!
3. **Review vocabulary daily!** A big part of learning a new language is learning a lot of new words, here are some tips to help you review
 - ★ Make flashcards- card or on-line. These are great for a quick 5-8 minute review session, whenever! quizlet.com is a good one.
 - ★ Walk around the house, store, school, etc. and try to see how many things you can name in French or Spanish!
 - ★ If there are one or two words giving you trouble, put it on a notecard and tape it to your bathroom mirror!
 - ★ Use gimmicks! i.e. MVEMJMN(P) (Planetary order) Anything that helps you, personally, remember vocabulary, grammar points, or cultural facts.
 - ★ Try to review flashcards right before you go to sleep for no more than 5 minutes.
 - ★ Making yourself a quiz, take it and grade it!
4. **Prepare for assessments!** Do not cram! Study at least two nights before the assessment. That way, you can come to school and ask the teacher for clarification of any unclear material. If there is a study guide, do it!
5. **Helpful websites**
 - ★ Studyspanish.com
 - ★ conjugemos.com
 - ★ phschool.com (Spanish textbook site)
 - ★ french-games.net
 - ★ frenchtutorial.com
 - ★ tresbienfrench.com/games

"Learning another language is not only learning different words for the same things, but learning another way to think about things."

-Flora Lewis

Study Skills for 7th Grade



Social Studies

News Test

Did I...

1. Pick up the handout (news summary sheet)?
2. Read the handout Monday, Tuesday, Wednesday, and Thursday?
3. Answer oral questions on the night they were given?
4. Review oral questions each night after looking them up?
5. Look at the categories and attempt to predict the information from the handout that would be on the test?
6. Ask for help if I needed it?
7. Who did you ask?

Unit Test

Did I...

1. Read each section assigned?
2. Did I complete the mind map or notes?
3. Take notes from Mrs. Yarc's lecture?
4. Ask Mrs. Yarc for a copy of her notes if I was having difficulty keeping up in class?
5. Review my notes for at least 15-20 minutes each day (this would be a good activity for study hall)?
6. Verify that I had the correct information from Mrs. Smith's notes?
7. Complete and correct the study guide? Ask someone at home to quiz me on the information I study each night?
8. Practice writing essay for test.
9. Make a practice test and practice writing out the answers in a 40-minute time frame?
10. Ask for help if I needed it?
11. Who did you ask?

Vocabulary Tests

Did I...

1. Follow Mrs. Yarc's vocabulary card template including drawing pictures, writing antonyms and synonyms for each word?
2. Put cards in groups based on unit headings?
3. Have someone quiz me?

Science

Unit Test

Did I...

1. Read/Listen to the chapter (one section/day)? (this is a good activity for resource)
2. Complete GRS (guided reading study)
3. Print off the Chapter summary and have it next to me while I read/listened to the chapter?
4. Take notes during Mrs. Pusateri's lecture?
5. Ask Mrs. Pusateri for a copy of notes if I had difficulty keeping up?
6. Review the notes/chapter summaries for 15-20 minutes each night?
7. Ask someone at home to quiz you on the notes?
8. Review GRS (guided reading study)
9. Review labs/lab questions?
10. Complete the study guide and use the answer key to verify that my questions were correct?
11. Ask for help if needed?
12. Who did you ask?

Language Arts

Mug Shots

Did I...

1. Take notes on the concepts being covered that week?
2. Keep track of the concepts I did not know for the daily sentences?
3. Pick up a worksheet teaching/explaining that concept on the way out the door each day?
4. Practice new concepts on the website suggested on the homework blog?
5. Make an appointment to ask my teacher to help me with the concept in the morning or during study hall?
6. Review the concepts using the daily sentences, notes, worksheets, and website for 10-15 minutes each night?

Literature

Selection Tests

Did I...

1. Reread or listen to the story? How many times?
2. Review vocabulary and concepts explained in notes and worksheets/handouts for at least 15-20 minutes/night?
3. Ask someone at home to quiz me on the vocabulary and concepts?
4. Ask for help if I needed it?
5. Who did I ask?

Novel Tests

Did I...

1. Keep up with the reading/listening to the novel according to the dates on the calendar?
2. Complete and correct comprehension questions?
3. Complete and correct worksheets?
4. Complete and correct character charts?
5. Take notes on information reviewed in class?
6. Review notes, comprehension questions, vocabulary, character charts, and handouts for 15-20 minutes each night?
7. Ask someone at home to quiz you on the material?
8. Ask for help if needed?
9. Who did you ask?

Math

Did I...

1. Participate in class activities with my group?
2. Take notes on new concepts introduced in class?
3. Complete all Practice/Review Problems?
4. Correct my homework and ask for clarification on the problems I did not get correct?
5. Use the online book for "homework hints" if I was stuck on a problem?
6. Complete the closure problems to help prepare for tests?
7. Review class notes, concepts, and homework each night for 10-15 minutes?
8. Ask Mrs. Banduch for help if needed?

Additional suggestions/tips

1. Be sure to use your assignment notebook and homework blog.
2. Ask questions in class even if you feel like you're the only one confused.
3. Make use of early library hours (7:30 am – 8:15)
4. Use Quizlet to create flashcards and review material.
5. Clean and organize notebooks and locker weekly.
6. Seek out help from your teacher during study hall, before school and after school.
7. Make good use of studyhall.
8. Use class time wisely.
9. Don't wait until the last minute to complete work.